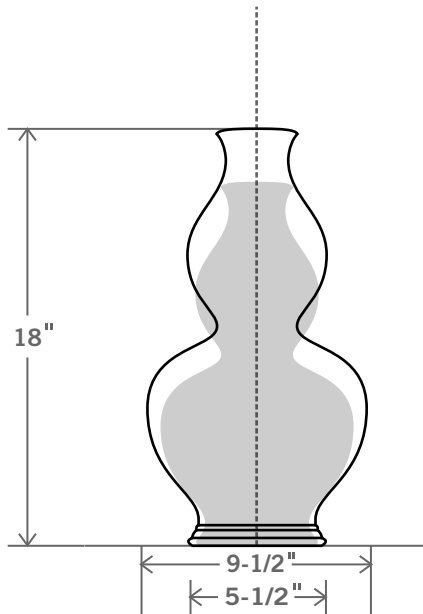


## Double Gourd



STYLE NO. 40



Glaze Shown: Z

Available in Sizes: M-L



SHADE SIZES IN INCHES: Lamps come in off-white hard-back linen or as specially ordered from Stephen Gerould.	CONE 				EUROPEAN EMPIRE 				
		LAMP SIZE	TOP	BOTTOM		HEIGHT	LAMP SIZE	TOP	BOTTOM
		M	6	18	10-1/2	M	14	17	11
		L	6	20	12	L	15	19	13

MEDIUM LAMP DIMENSIONS: Height: 15-1/2" Width: 8" Base: 5"

- Due to natural material variations sizes shown are approximate only.
- Special sizes will be considered on a custom basis.
- Lamp style numbers beginning with "G" are available in "G" glazes only.
- Custom shades are available upon request and will be priced accordingly.